

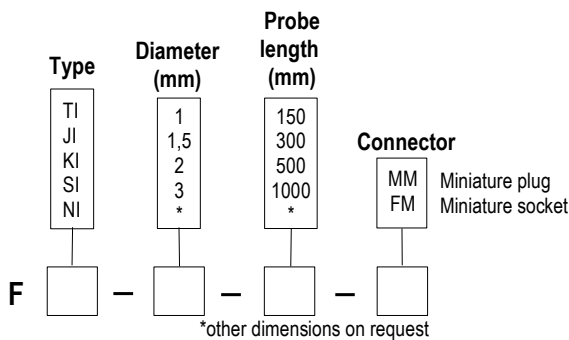
Mineral insulated thermocouple with miniature or standard connectors

FKI

- Thermocouple types T, J, K, S or N.
- Mineral insulated sheath to be formed to shape and terminated in a miniature or standard connector.

PART NUMBERS FOR MINIATURE CONNECTOR OUTPUT

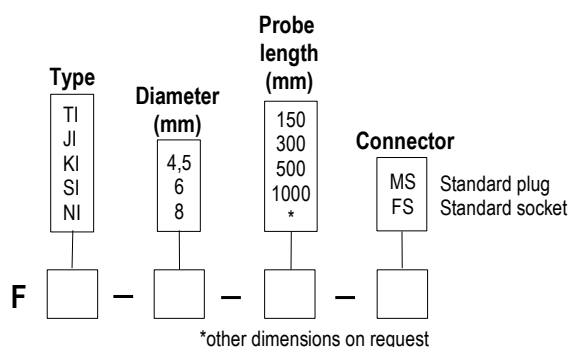
To order, just add the codes to complete the part number.



Example: FTI-15-150-MM

Model: Thermocouple type T with mineral insulated sheath, length 150 mm and 1.5 mm Ø. Sheath terminated in a miniature plug.

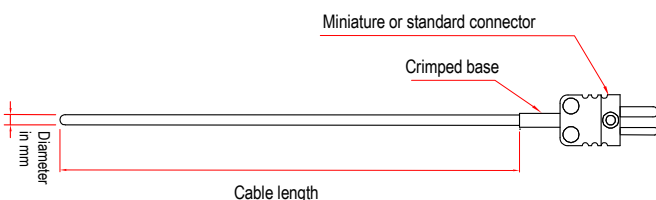
PART NUMBERS FOR STANDARD CONNECTOR OUTPUT



Example: FTI-45-150-FS

Model: Thermocouple type T with mineral insulated sheath, length 150 mm and 4.5 mm Ø. Sheath terminated in a miniature plug.

DIMENSIONS



TECHNICAL FEATURES

Working temperature	From -40 °C to +350 °C for Tc T From -40 °C to +750 °C for Tc J From -40 °C to +1000 °C for Tc K From -40 °C to +1000 °C for Tc N From 0 °C to +1100 °C for Tc S
Accuracy* for class 1	See "Tolerances" table
Mounting	Ungrouted or grouted hot junction. Inconel 600 Mineral insulated or 326 L Stainless steel according to thermocouple type.
Storage temperature	From -20 °C to +80 °C
Connector rated up to	135 °C



Connector output

Miniature from 0.5 to 3 mm Ø
Standard from 4.5 to 8 mm Ø
Or other on request.

TOLERANCES* OF THE PROBE

As per IEC 584-3 norm

TC	Measuring range CLASS 1	TOLERANCE
T	From -40 °C to +350 °C	From -40 °C to +125 °C ± 0.5 °C From 125 °C to +350 °C ± 0.004 x T°
J	From -40 °C to +750 °C	From -40 °C to +375 °C ± 1.5 °C From 375 °C to 750 °C ± 0.004 x T°
K	From -40 °C to +1000 °C	From -40 °C to +375 °C ± 1.5 °C From 375 °C to 1000 °C ± 0.004 x T°
N	From -40 °C to +1000 °C	From -40 °C to +375 °C ± 1.5 °C From 375 °C to 1000 °C ± 0.004 x T°
S	From 0 °C to +1600 °C	From 0 to +1100 °C ± 1 °C From 1100 °C to 1600 °C ± (1 + 0.003*(T°-1100))


* Performed in laboratory conditions, the above accuracies mentioned in this document will be guaranteed, provided that you use the calibration compensation data or identical calibration conditions.

MOST COMMON THERMOCOUPLE TYPES


THERMOCOUPLE TYPES	+ CONDUCTOR	- CONDUCTOR	COLOR OF COMPENSATING CABLE
K	Chromel	Alumel	Ext. color + = GREEN, - = WHITE
T	Copper	Constantan	Ext. color + = BROWN, - = WHITE
J	Iron	Constantan	Ext. color + = BLACK, - = WHITE
N	Nicrosil	Nisil	Ext. color + = PINK, - = WHITE
R	Platinum-13% Rhodium	Platinum	Ext. color + = ORANGE, - = WHITE
S	Platinum-10% Rhodium	Platinum	Ext. color + = ORANGE, - = WHITE
B	Platinum-30%Rhodium	Platinum- 6%Rhodium	Ext. color + = GREY, - = WHITE

ACCESSORIES (SEE DATASHEET)

- Extension cable
- Compensating cable
- Standard or miniature connector
- Cable seal for plug and socket connector



- Miniature or standard fixed connector
- Miniature or standard connectors panel
- Extension lead
- Converters



www.kimo.fr

Distributed by :



EXPORT DEPARTMENT

Tel : + 33. 1. 60. 06. 69. 25 - Fax : + 33. 1. 60. 06. 69. 29

e-mail : export@kimo.fr