


F62 - F65

Leakage multimeter clamps



**For rapid testing of leakage currents
and isolation faults on live installations!**

- Analysis of RCD trigger currents
- Earth leakage currents
- Unbalanced phase currents
- High immunity to currents of adjacent conductors
- Anti-harmonic filter selection for enhanced fault detection on disturbed systems
- 3-year warranty
- Compliance with standard VDE 0404



Measure up



Rapid testing for leakage currents...

Your installation and its users may be endangered through isolation faults and untimely RCD tripping. Such phenomena are often caused by leakage currents that prove difficult to detect.

For testing and maintenance professionals in the industrial and tertiary sectors faced with this challenge, **F62/F65** pocket-sized clamps are the recognised solution, while providing the full range of functions proposed by conventional multimeter clamps.

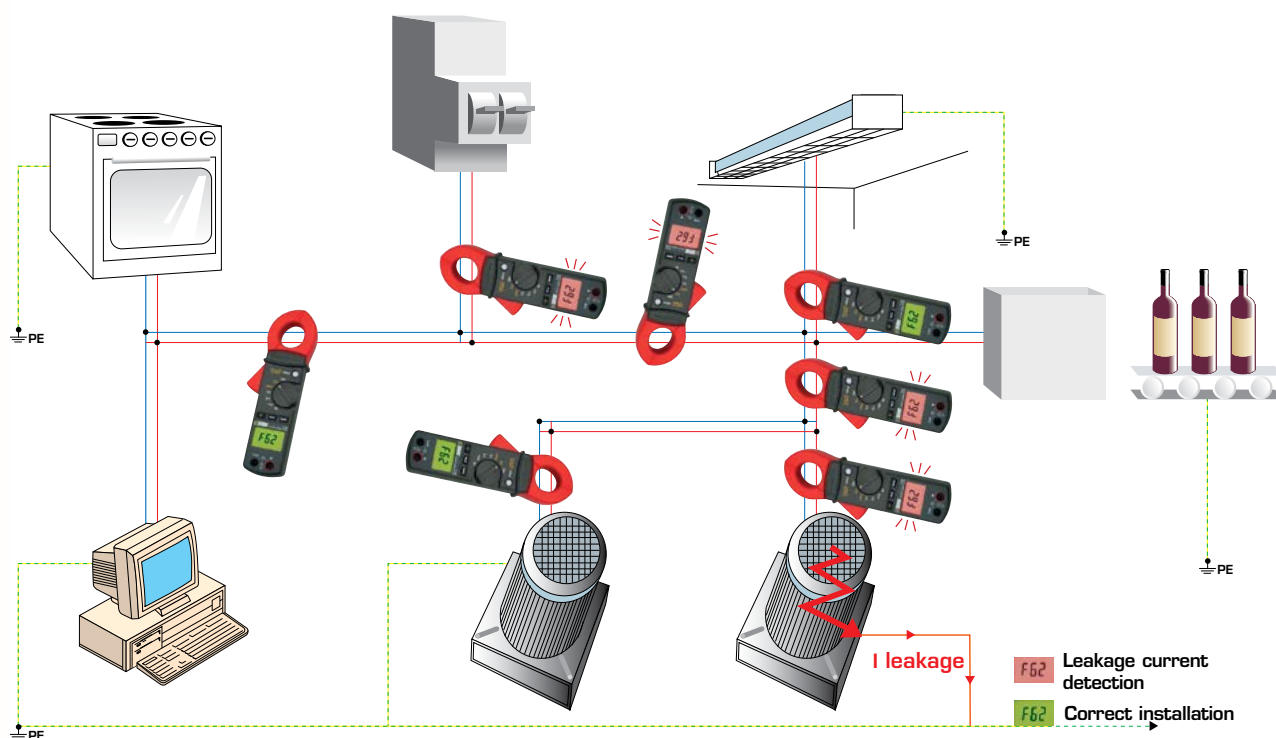


DETECTION OF LEAKAGE CURRENTS AND ISOLATION FAULTS


Offering exceptional resolution of $10 \mu\text{A}$ and high immunity (70 dB) to eddy currents, **F62/F65** clamps are specially suited to the measurement of leakage currents that trigger RCDs, causing imbalances between phase-phase and phase-earth currents.

The harmonic filter facilitates the detection of faults on disturbed systems and power circuits (switched power supplies, variable speed drives, inverters, etc.).

Isolation fault detection on live installations




and detection of isolation faults on live installations!

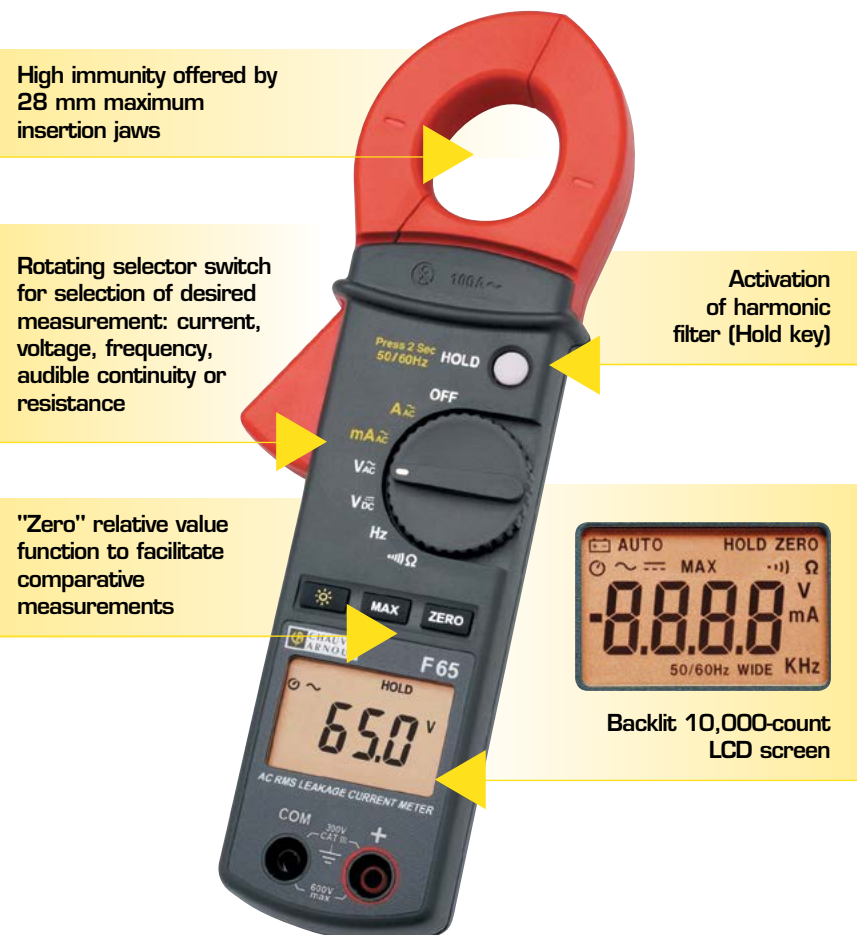


ALL-PURPOSE MULTIMETER CLAMPS

F62 and **F65** pocket-sized clamps provide the full range of functions proposed by conventional clamp-on multimeters: current up to 100 A, AC/DC voltage, frequency, resistance and audible continuity.



They are equipped with a **backlit 10,000-count LCD screen**, with display memory and **maximum value and differential measurement functions** (Delta). To optimise the battery life, they come equipped with an **automatic power-off function**, in the event of prolonged periods without use.



High immunity offered by 28 mm maximum insertion jaws

Rotating selector switch for selection of desired measurement: current, voltage, frequency, audible continuity or resistance

"Zero" relative value function to facilitate comparative measurements

Activation of harmonic filter (Hold key)



Backlit 10,000-count LCD screen

Other Chauvin Arnoux products for use in association with F62/F65 clamps

Clamp jaws open to 115 mm!

The **B102 clamp**, associated with a multimeter, is the ideal accessory for use with F62/F65 clamps for the testing of installation feeders on large-diameter conductors.



Complete verification of the safety of your electrical installations

In domestic, tertiary or industrial environments (TT, TN or IT systems), the **C.A 6116N electrical installation tester** offers a wide range of measurements for checking and certifying electrical installations' safety and compliance with the standards.



F62 - F65 SPECIFICATIONS

				F62		F65		
RMS measurement						●		
Function	Calibre	Resolution	Accuracy				Protection against overloads	
			<i>with filtre 50-60 Hz</i>		<i>with filtre 50-60 Hz</i>			
AC current	mA AC	60 mA	10 µA	1.2 % ± 5 cts	2.5 % ± 5 cts	1.2 % ± 5 cts	2.5 % ± 5 cts (50-500 Hz) 3.5 % ± 10 cts (500 Hz-3 kHz)	150 Arms
		600 mA	100 µA					
	A AC	10 A	1 mA	1.2 % ± 5 cts	2.5 % ± 5 cts	1.2 % ± 5 cts	2.5 % ± 5 cts (50-500 Hz) 3.5 % ± 10 cts (500 Hz-3 kHz)	
		80 A						
		100 A	10 mA	5 % ± 5 cts	5 % ± 5 cts (50-60 Hz)	5 % ± 5 cts	5 % ± 5 cts (50-60 Hz)	
Voltage	V AC	600 V	0.1 V	1 % ± 5 cts (50-60 Hz) 1.2 % ± 5 cts (50-500 Hz)		1 % ± 5 cts (50-60 Hz) 1.2 % ± 5 cts (50-500 Hz) 2.5 % ± 5 cts (500 Hz-3 kHz)		660 Vrms
	V DC	600 V	0.1 V	1 % ± 2 cts				
Resistance	Ω	1 kΩ	0.1 Ω	1 % ± 3 cts (Vmax measurement 3.3 V DC)				600 Vrms
Audible continuity		Buzzer < 35 Ω						
Frequency	A Hz	100 Hz 1 kHz	0.1 Hz 1 Hz	0.5 % ± 2 cts (I > 10 mA)				
	V Hz	100 Hz 1 kHz	0.1 Hz 1 Hz	0.5 % ± 2 cts (V > 5 V)				
Display				10,000 counts - 2 measurements / s				
Backlit LCD				●		●		
MAX. value				100 ms				
Relative measurement (Δ0)				●		●		
Automatic switch-off/ HOLD function				●		●		
Large clamping diameter				28 mm				
Dimensions				218 x 64 x 30 mm				
Weight				280 g (with batteries)				
Standards				IEC 61010-1 / IEC 61010-2-032 / IEC 61010-2-033				
Installation category				CAT III 300 V				
Protection rating of casing				IP 30 as per NF EN 60529				

● To order

Leakage multimeter clamps

F62..... PO1120760

F65..... PO1120761

Delivered with a set of elbowed male banana/straight male banana leads, 1 set of test probes, 2 x 1.5 V AAA/LR3 batteries, 1 bag and 1 operating manual in 5 languages.



Accessories and replacement parts

Multiple accessories and measurement leads available.

Please see the guide

www.chauvin-arnoux.com



FRANCE
Chauvin Arnoux
 190, rue Championnet
 75876 PARIS Cedex 18
 Tel: +33 1 44 85 44 38
 Fax: +33 1 46 27 95 59
 export@chauvin-arnoux.fr
 www.chauvin-arnoux.fr

UNITED KINGDOM
Chauvin Arnoux Ltd
 Unit 1 Nelson Ct, Flagship Sq, Shaw Cross Business Pk
 Dewsbury, West Yorkshire - WF12 7TH
 Tel: +44 1924 460 494
 Fax: +44 1924 455 328
 export@chauvin-arnoux.fr
 www.chauvin-arnoux.fr

MIDDLE EAST
Chauvin Arnoux Middle East
 P.O. BOX 60-154
 1241 2020 JAL EL DIB - LEBANON
 Tel: +961 1 890 425
 Fax: +961 1 890 424
 camie@chauvin-arnoux.com
 www.chauvin-arnoux.com